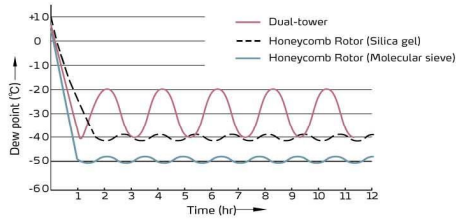
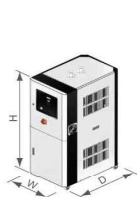


SD-H Series

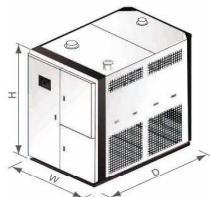
Dew-point Curves



Outline Drawings



SD-30H-700H



SD-1000H-2000H



SD-3000H-4000H

Specifications

Model	SD-	30H	50H	80H	120H	150H	200H	300H	400H	700H	1000H	1500H	2000H	3000H	4000H
Rege. Heater (kW)	3	3	3	3	4	4	7.2	7.2	10	15	28	28	32	56	
Rege. Heater (kW, 50/60Hz)	0.2/0.2	0.2/0.2	0.2/0.2	0.2/0.2	0.4/0.5	0.4/0.5	0.75/0.9	0.75/0.9	1.5/0.8	2.4/3	5.5/6.3	5.5/6.3	9/11	5.5-2/6.3-2	
Process Heater* (kW)	3	3.9	6	6	12	12	15	18	24	32	58	80	96	128	
Process Blower (kW, 50/60Hz)	0.2/0.2	0.4/0.5	0.75/0.9	0.75/0.9	1.5/1.8	1.5/1.8	2.4/3	3.75/4.5	5.5/6.3	9/11	9-2/11-2	13-2/15-2	13-3/15-3	13-4/15-4	
Drygen Air Quantity (m ³ /hr, 50/60Hz)	30/35	50/60	80/95	120/130	150/170	200/220	300/340	400/450	700/780	1000/1150	1500/1750	2000/2300	3000/3400	4000/4500	
Pipe Dia. (inch)	2	2	2	2	2.5	2.5	3	3	4	5	6	8	8	12	
Cooling Water Quantity (L/min)	4	6	10	15	20	30	40	50	80	120	180	240	360	480	
Dimension															
H (mm)	1260	1260	1360	1360	1560	1560	1745	1745	1935	2145	2060	2060	2240	2060	
W (mm)	480	480	530	530	660	660	700	700	900	1300	1410	1410	2035	2750	
D (mm)	755	755	820	820	1050	1050	1255	1255	1380	1550	2150	2150	2160	2250	
Weight (kg)	145	145	170	170	260	265	320	330	480	700	1010	1300	1600	2200	

Notes: 1) *** Stands for drying heater is optional equipment for working with "European type" hoppers.
 2) Additionally mount temp. controller for drying heater add "P" at model behind (For example: SD-XXH-P).
 3) Additionally mount temp. controller for SD-1000H above models, add "C" at model behind (For example: SD-XXH-C).
 4) For dew-point monitor install on the machine, add "D" at model behind.
 5) Power: 3Φ, 230/400/460/575VAC, 50/60Hz.

We reserve the right to change specifications without prior notice.